

Schaeffler India Limited
(Formerly known as FAG Bearings India Limited)
Head Office & Works · P.O. Maneja, Vadodara – 390013, Gujarat, India

BSE Limited
Phiroze Jeejeebhoy Towers,
Dalal Street,
MUMBAI- 400 001

National Stock Exchange of India Limited
Exchange Plaza, C - 1, Block G,
Bandra-Kurla Complex, Bandra (E)
MUMBAI- 400 051

Company Code: 505790

Company Code: SCHAEFFLER

Your reference, your message from

Our reference, our message from

Phone

+91-265-6602206

Fax

Date

24.10.2018

Sub: Investor Presentation

Dear Sirs,

Pursuant to the Regulation 30 of Securities and Exchange Board of India (Listing Obligations and Disclosure Requirements) Regulations, 2015, we enclose herewith the Investor Presentation on Financial Results of the Company for the quarter ended September 30, 2018.

Kindly take the same on your records.

Thanking you,

Yours faithfully,

For **Schaeffler India Limited**
[Formerly known as FAG Bearings India Limited]

Chirag K Shukla
Company Secretary



Encl.: As above.



Investor Presentation

Schaeffler India Limited
October 24, 2018

- 1 Merger : We have arrived
- 2 Economy & Market
- 3 Financial update Q3 2018
- 4 Key takeaways

1 Merger : We have arrived
We are officially merged

SCHAEFFLER



1 RoC : Registrar of Companies

1 Merger : We have arrived

Transaction timeline and progress

SCHAEFFLER

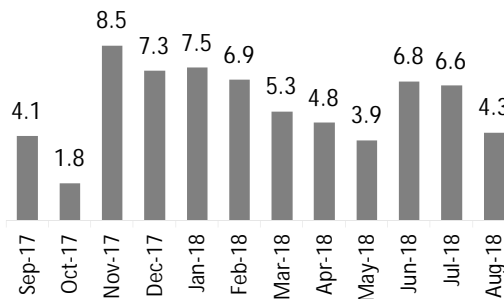
Key events	Expected date
▶ Requisite applications submission to BSE, NSE and SEBI for approvals	✓ Q3CY17
▶ BSE, NSE and SEBI approvals	✓ Q4CY17
▶ Applications to NCLT (Mumbai and Chennai benches) in India	✓ Q4CY17
▶ Notice to shareholders and creditors	✓ Q1CY18
▶ Shareholder approvals <ul style="list-style-type: none">– Approval of majority of public shareholders– Approval of majority (in number) of shareholders and creditors representing 75% in value	✓ Q1CY18
▶ NCLT approval <ul style="list-style-type: none">- Approval of Chennai NCLT- Approval of Mumbai NCLT	✓ Q3CY18 ✓ Q3CY18
▶ BSE and NSE approvals for listing	Q4CY18
▶ Closing of transaction	Q4CY18

- 1 Merger : We have arrived
- 2 Economy & Market
- 3 Financial update Q3 2018
- 4 Key takeaways

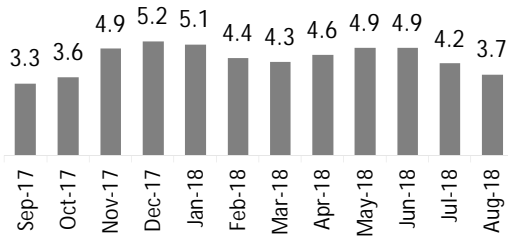
GDP Growth % ^{1]}



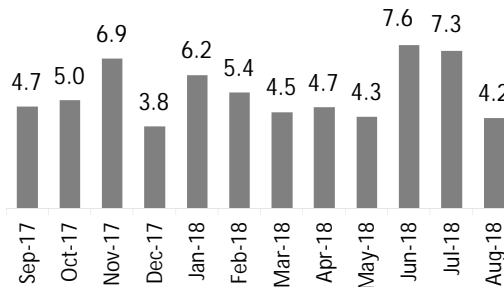
IIP – Overall (%) ^{2]}



Consumer Price Index^{2]}



Core Industry Growth (%) ^{3]}

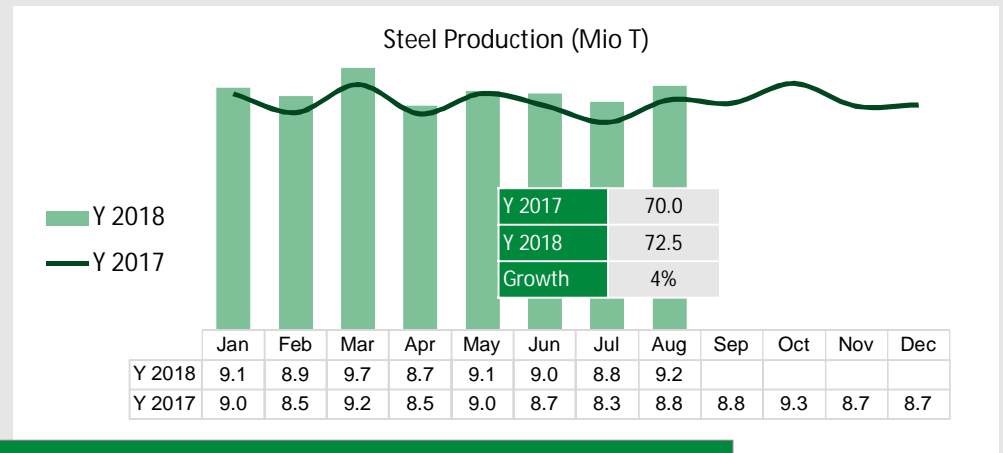
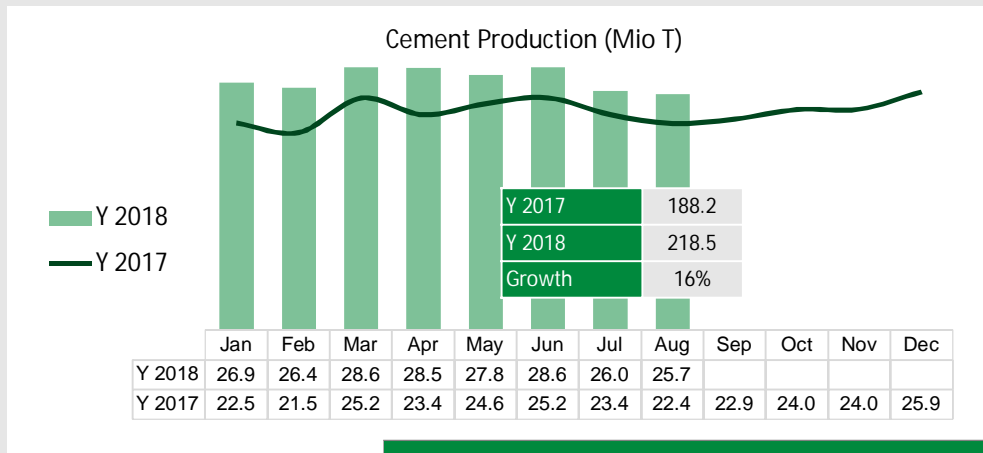


Key Aspects

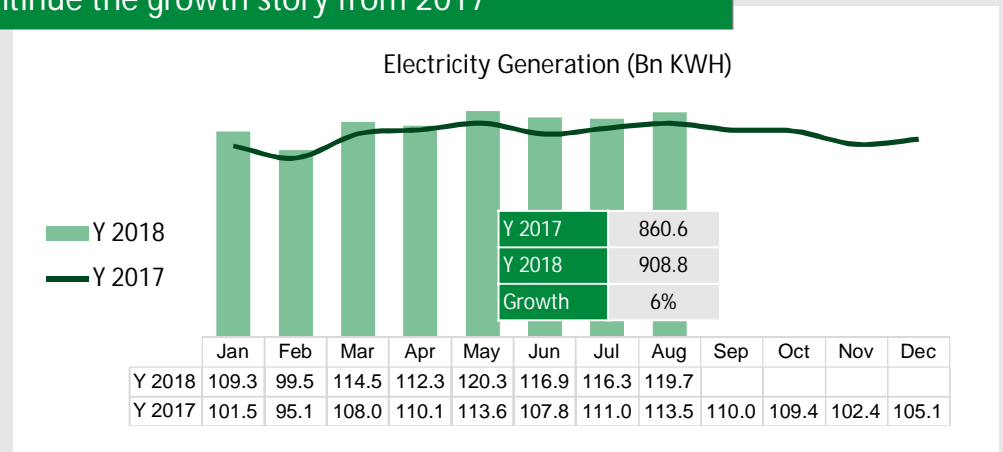
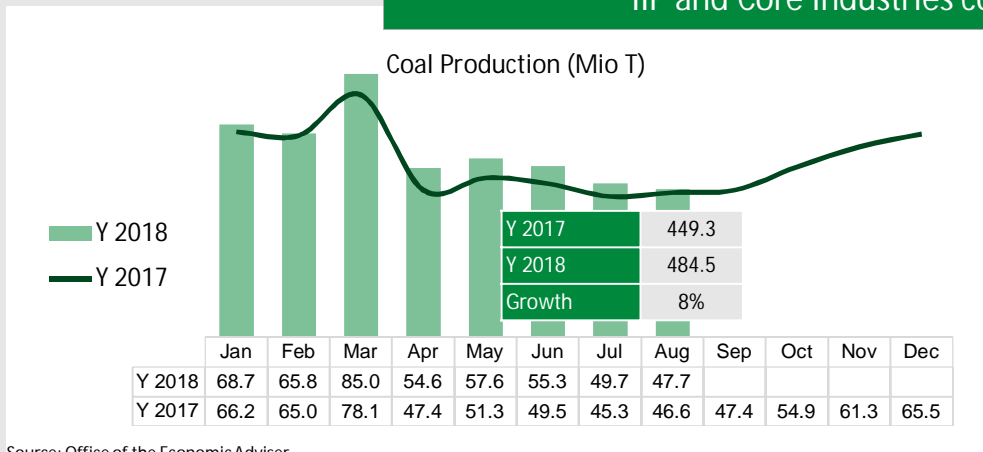
- ▶ India remains the fastest growing major economy, Growth numbers for the quarter ending Jun'18 particularly strong
- ▶ Manufacturing and agriculture sector growth backed by government spending on infrastructure and rural sectors
- ▶ Limited headroom for government going forward with crude prices and US dollar firming up. Infra spending and fiscal deficit could be under pressure
- ▶ Industry faced with rising commodity prices, imports becoming expensive, likely weakening of consumer sentiments- fuel prices, impending elections

Strong results but some concerns on outlook. Challenges from rising commodity prices and global risks

^{1]}Source: Central Statistics Office (CSO) ^{2]} Source: Database on Indian Economy, RBI ^{3]} Source: Office of the Economic Adviser
 * Early estimate by CSO. Historic GDP growth is as per latest revisions from CSO at constant prices; 10 Oct 2018.



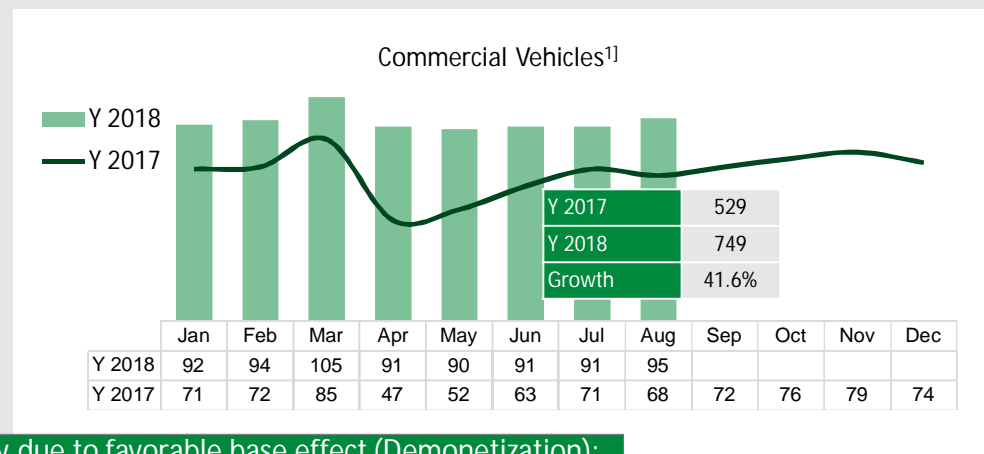
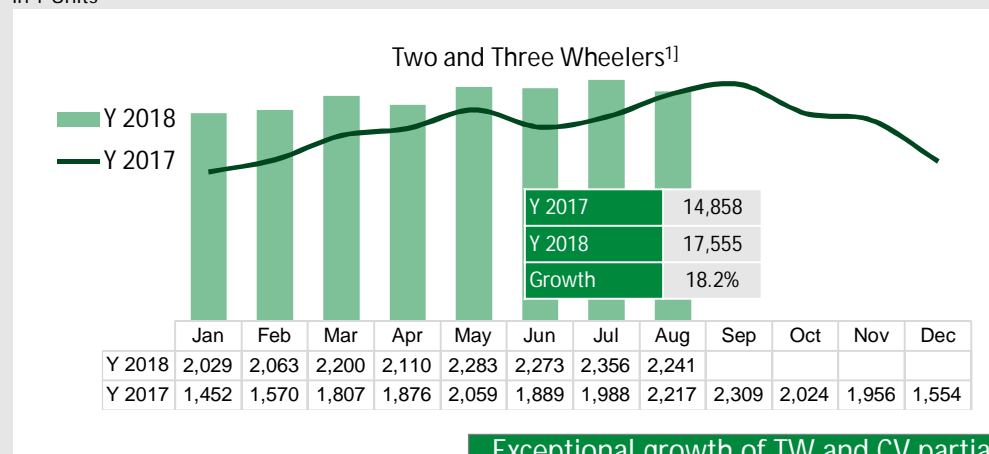
IIP and Core Industries continue the growth story from 2017



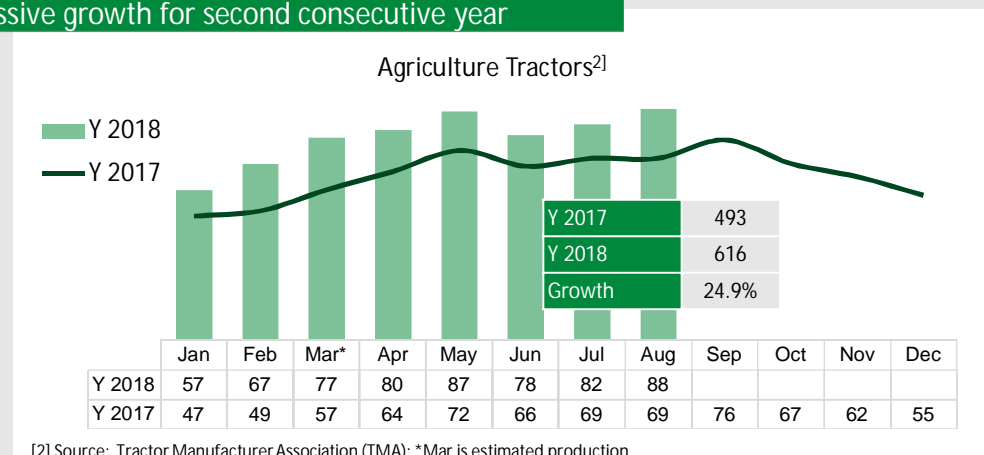
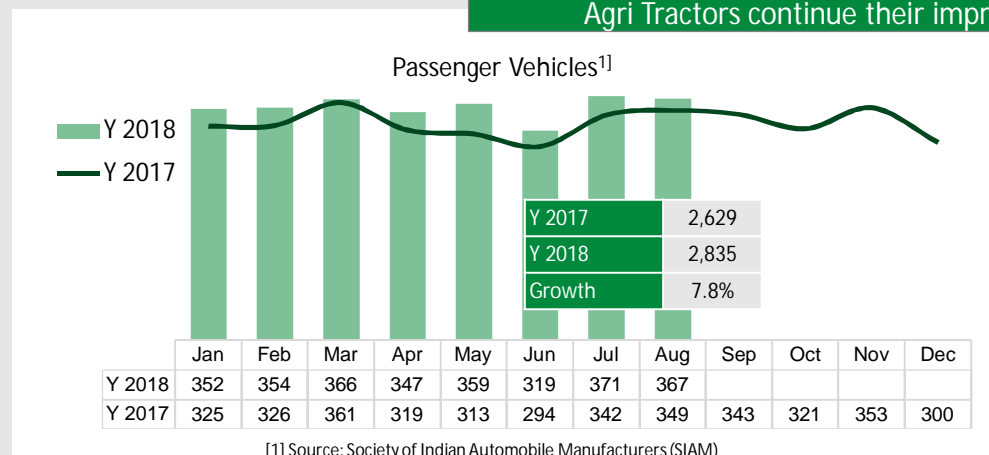
Source: Office of the Economic Adviser

Mobility continues the growth momentum in 2018

in T Units



Exceptional growth of TW and CV partially due to favorable base effect (Demonetization); Agri Tractors continue their impressive growth for second consecutive year



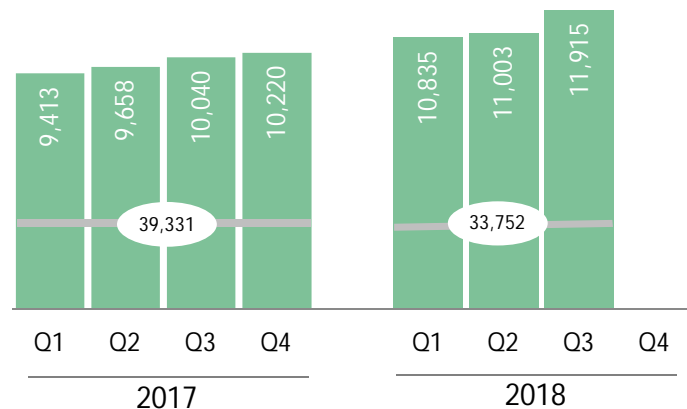
[1] Source: Society of Indian Automobile Manufacturers (SIAM)

[2] Source: Tractor Manufacturer Association (TMA); *Mar is estimated production

- 1 Merger : We have arrived
- 2 Economy & Market
- 3 Financial update Q3 2018**
- 4 Key takeaways

Revenue from operations (Net)^[1]
mn INR

Q3-2018 over Q2-2018	Q3-2018 over Q2-2017	9M-2018 over 9M-2017
8.3%	18.7%	15.9%



EBITDA Margin^[2]

2017	2018
17.4% 16.7% 18.1%	17.0% 16.4% 16.8%
17.3%	16.8%

[1] Excludes other income, Net of taxes for all the periods
[2] Excludes other income

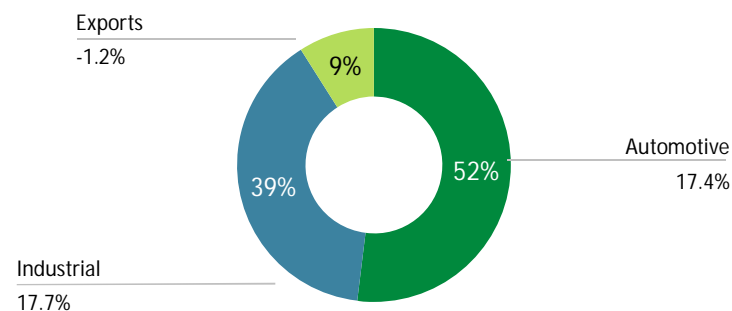
Key aspects

- ▶ Q3-2018 over Q2-2018 : Automotive 1.7%, Industrial 13.6%, Exports 43.0%
- ▶ Q3-2018 over Q3-2017 : Automotive 15.0%, Industrial 24.2%, Exports 11.4%
- ▶ 9M-2018 over 9M-2017 : Automotive 17.4%, Industrial 17.7%, Exports -1.2%

Sales mix 2018

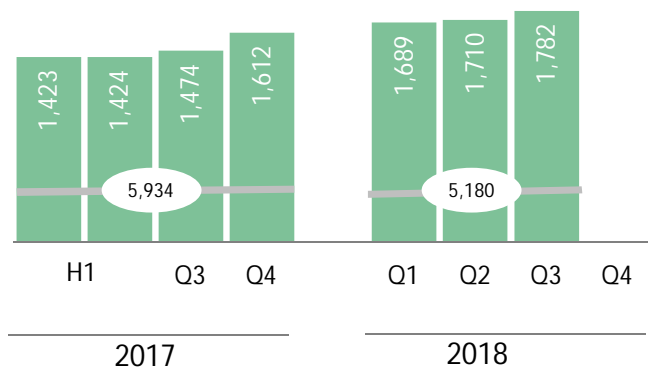
9M-2018 vs 9M-2017

Mobility 83.5%
Others 16.5%



PBT (before exceptional items)
mn INR

Q3-2018 over Q2-2018	Q3-2018 over Q3-2017	9M-2018 over 9M-2017
4.2%	20.9%	19.9%



PBT Margin

14.9%	14.7%	15.8%	15.6%	15.5%	15.0%
15.1%			15.3%		

Key aspects

- ▶ QoQ : Consistent growth in domestic market as well as exports
- ▶ YoY Qtr : Margin improvement better than revenue due to better sales volume and mix
- ▶ YoY 9M : Margin improvement better than revenue due to better sales volume and mix

H1 '17 figures are equally splitted in two bars for scaling purpose only

Q3 Performance Highlights

mn INR	Q3 2018	Q2 2018	Δ Q2 2018	Q3 2017	Δ Q3 2017	9M 2018	9M 2017	Δ 9M 2017	12M 2017
Revenue from operations (Net) ¹	11,915	11,003	<u>912</u> 8.3%	10,040	<u>1,874</u> 18.7%	33,752	29,111	<u>4,641</u> 15.9%	39,331
EBITDA ²	1,997	1,801	<u>195</u> 10.8%	1,677	<u>320</u> 19.1%	5,678	4,976	<u>703</u> 14.1%	6,821
EBITDA Margin	16.8%	16.4%	0.4% PT	16.7%	0.1% PT	16.8%	17.1%	-0.3% PT	17.3%
EBIT ²	1,625	1,435	<u>189</u> 13.2%	1,329	<u>296</u> 22.3%	4,581	3,946	<u>635</u> 16.1%	5,440
EBIT Margin	13.6%	13.0%	0.6% PT	13.2%	0.4% PT	13.6%	13.6%	0.0% PT	13.8%
PBT before exceptional ³	1,782	1,710	<u>72</u> 4.2%	1,474	<u>307</u> 20.9%	5,180	4,321	<u>859</u> 19.9%	5,934
PBT Margin	15.0%	15.5%	-0.6% PT	14.7%	0.3% PT	15.3%	14.8%	0.5% PT	15.1%
PAT ³	907	1,114	<u>-208</u> -18.6%	955	<u>-48</u> -5.0%	3,126	2,844	<u>282</u> 9.9%	3,884
PAT Margin	7.6%	10.1%	-2.5% PT	9.5%	-1.9% PT	9.3%	9.8%	-0.5% PT	9.9%

[1] Excludes other income, Net of taxes for all the periods

[2] Excludes other income

[3] Includes other income

- 1 Merger : We have arrived
- 2 Economy & Market
- 3 Financial update Q3 2018
- 4 Key takeaways**

One strong Schaeffler entity in India

- 1 Economy continues to grow - Close monitoring of business environment in the wake of global trade wars and protectionism policies.
- 2 Better sales in domestic market in both Automotive and Industrial leading to stable Operating profit performance
- 3 Earning quality sustained
- 4 Merger process is complete (effective date 22 Oct 2018)
- 5 Post merger integration activities gained momentum

One strong
Schaeffler entity
in India

The information contained in this presentation is provided by Schaeffler India Limited ("the Company"), to you solely for your reference. This document is being given solely for your information and for your use and may not be retained by you and neither this presentation nor any part thereof may be (i) used or relied upon by any other party or for any other purpose; (ii) copied, photocopied, duplicated or otherwise reproduced in any form or by any means; or (iii) re-circulated, redistributed, passed on, published in any media, website or otherwise disseminated, to any other person, in any form or manner, in part or as a whole, without the prior written consent of the Company. This presentation does not purport to be a complete description of the market conditions or developments referred to in the material. This presentation contains forward-looking statements. The words "anticipate", "assume", "believe", "estimate", "expect", "intend", "may", "plan", "project", "should" and similar expressions are used to identify forward-looking statements. Forward-looking statements are statements that are not historical facts; they include statements about the Company's beliefs and expectations and the assumptions underlying them. These statements are based on plans, estimates and projections as they are currently available to the management of the Company. Forward-looking statements therefore speak only as of the date they are made, and the Company undertakes no obligation to update any of them in light of new information or future events.

By their very nature, forward-looking statements involve risks and uncertainties. These statements are based on the management of the Company's current expectations and are subject to a number of factors and uncertainties that could cause actual results to differ materially from those described in the forward-looking. Actual results may differ from those set forth in the forward-looking statements as a result of various factors (including, but not limited to, future global economic conditions, changed market conditions affecting the automotive industry, intense competition in the markets in which we operate and costs of compliance with applicable laws, regulations and standards, diverse political, legal, economic and other conditions affecting our markets, and other factors beyond our control).

This presentation is intended to provide a general overview of the Company's business and does not purport to deal with all aspects and details regarding the Company. Accordingly, neither the Company nor any of its directors, officers, employees or advisers nor any other person makes any representation or warranty, express or implied, as to, and accordingly no reliance should be placed on, the accuracy or completeness of the information contained in the presentation or of the views given or implied. Neither the Company nor any of its directors, officers, employees or advisers nor any other person shall have any liability whatsoever for any errors or omissions or misstatements in, any information or opinions contained herein, and none of them accept any liability (in negligence, or otherwise) whatsoever for any loss howsoever arising from any use of this presentation or its contents or otherwise arising in connection therewith. The material contained in this presentation reflects current legislation and the business and financial affairs of the Company which are subject to change.

This presentation is not an offer of securities for sale in any jurisdiction.

Thank you
for your attention

